



ISSN (E): 2277-7695  
 ISSN (P): 2349-8242  
 NAAS Rating: 5.23  
 TPI 2022; 11(11): 735-741  
 © 2022 TPI  
[www.thepharmajournal.com](http://www.thepharmajournal.com)  
 Received: 10-09-2022  
 Accepted: 17-10-2022

**Dr. Suneeta Singh**  
 Associate Professor & Head,  
 Department of Horticulture,  
 School of Agricultural Sciences,  
 SGRR University, Dehradun,  
 Uttarakhand, India

**Dr. Anil Kumar Saxena**  
 Associate Professor & Head,  
 Department of Soil Science,  
 School of Agricultural Sciences,  
 SGRR University, Dehradun,  
 Uttarakhand, India

**Banu Nyori**  
 Research Scholar, Department of  
 Horticulture, School of  
 Agricultural Sciences, SGRR  
 University, Dehradun,  
 Uttarakhand, India

**Corresponding Author:**  
**Dr. Suneeta Singh**  
 Associate Professor & Head,  
 Department of Horticulture,  
 School of Agricultural Sciences,  
 SGRR University, Dehradun,  
 Uttarakhand, India

## Consequence of various organic manures on growth, yield and economics of sprouting broccoli (*Brassica oleracea* L. var. *italica*) under low hills of Uttarakhand

**Dr. Suneeta Singh, Dr. Anil Kumar Saxena and Banu Nyori**

### Abstract

A field experiment was designed and conducted during *rabi* season of 2020-21 at Horticulture Research Block, Department of Horticulture, School of Agriculture Sciences, SGRRU, Dehradun, Uttarakhand to investigate the "Consequence of various organic manures on growth, yield and economics of sprouting broccoli (*Brassica oleracea* L. var. *italica*) under low hills of Uttarakhand". The experiment was laid out in randomized block design with three replications and nine treatments. The treatments comprised following levels of different organic manures with different concentrations viz. T<sub>1</sub> (control), T<sub>2</sub> (FYM @ 10t / ha), T<sub>3</sub> (Vermicompost @ 5t / ha), T<sub>4</sub> (cow urine @ 50%), T<sub>5</sub> (FYM @ 5 t / ha + Vermicompost @ 2.5 t / ha) T<sub>6</sub> (FYM @ 5 t / ha + cow urine @ 25%), T<sub>7</sub> (Vermicompost @ 2.5 t / ha + Cow urine @ 25%), T<sub>8</sub> (FYM @ 10 t/ha + Vermicompost @ 5t/ha + Cow urine @ 50%) and T<sub>9</sub> (FYM @ 5 t/ha + Vermicompost @ 2.5 t / ha + Cow urine @ 25%). The sowing of sprouting broccoli cultivar "Green Head" was done on 11/01/2021 and final harvest done at 14/04/2021. Observations on various growths, yield attributes and economics were recorded. The results revealed that treatment T<sub>9</sub> (FYM @ 5 t / ha + VC @ 2.5 t / ha + Cow urine @ 25%) was found to be most effective in terms of plant height (42.15 cm), number of leaves (19.20 cm), stalk girth (16.60 cm), stalk length (13.73 cm), days taken to head initiation (79.87days), total head weight (391.35 g) and net return (Rs 93,9194) whereas maximum B: C ratio (1:23.80) was recorded in T<sub>7</sub> (Vermicompost@ 2.5 t / ha + Cow urine @ 25%).

**Keywords:** Organic manure, vermicompost, cow urine, FYM and head initiation

### Introduction

Sprouting broccoli (*Brassica oleracea* var. *italica* L.) is also known as harigobhi in Hindi and it belongs to family Brassicaceae. The name broccoli has been derived from Italian word 'brocco' means shoot and the word sprouting broccoli refers to development of young flower bud which have been used as vegetable. Morphologically, sprouting broccoli resembles cauliflower except secondary heads which develop in the axil of leaves and may contribute up to 50 per cent of total yield. It has 3 types viz., green, white and purple, out of which green type is highly nutritious. In the world market about 40 per cent is marketed as fresh and remaining 60 per cent as frozen. (Thamburaj and Singh, 2011) [17]. Sprouting broccoli has proved an important crop under protected cultivation during off season around metropolitans and tourist places. Broccoli has good organoleptic properties and is a very delicious vegetable. It contains high protein (3.3%), vitamin C (137 mg/100 g), vitamin A (3500 IU), vitamin B<sub>2</sub> (0.12 mg / 100 g), Iron (205 mg / 100 g) and Calcium (0.80 mg / 100 g). Cancer Research Centre of USA indicated that broccoli has several anti-carcinogenic properties due to the presence of sulforaphane (Damato *et al.*, 1994) [8]. Sprouting broccoli and other brassica vegetables have high content of glucosinolates which has cancer-fighting properties. Broccoli buds are rich source of minerals especially K, S, P, Mg and micro-elements (Zhao *et al.*, 2007) [20]. The use of chemical fertilizers alone can supply only one or two nutrient elements to the crop. Different kind of organic manures such as FYM, vermicompost, cow urine have been used in crops but the amount and availability of nutrients in organic material vary widely, which makes interpretation of the value of nutrient supplied. It also improves soil physical and chemical properties as well as leading to sustainable agriculture (Chaterjee *et al.*, 2005) [4]. Bulk density, water holding capacity, humic substances, microbial activities and hormone concentration in optimum range also obtained by application of FYM and vermicompost (Sharma and Garg, 2017; Swami and Bazaya, 2010) [13, 15]. Many farmers are reviewing age old practices of applying cow dung, cow urine, and their products in the form of manures and pesticides. Majority of farmers in India are small farmers and about 70% of the population engaged in agriculture. (Anonymous, 2011) [1].

Cow urine has been described as a liquid with innumerable therapeutic values, capable of curing several incurable diseases in plants. It has been considered that cow urine is very useful in agricultural operations as a bio fertilizer and bio pesticide. FYM, vermicompost and cow urine is rich source of macro, micronutrients and has disinfectant and prophylactic properties thus purify the atmosphere and improve soil fertility (Pathak and Ram, 2013) [12]. Therefore, effect of organic manure on growth, yield attributes and economics of sprouting broccoli can be enhanced to a great extent by application of FYM, vermicompost and cow urine.

### Method of material

The experiment was conducted under field conditions during the winter season of 2020-21 at Horticulture Research Block, Department of Horticulture, School of Agricultural Sciences, Shri Guru Ram Rai University, Dehradun, Uttarakhand, India. The Experiment was laid out in randomized block design (RBD) with three replications. Each replication contained with nine treatments of organic manure viz. T<sub>1</sub> (control), T<sub>2</sub> (FYM - 10t / ha), T<sub>3</sub> (Vermicompost - 5t / ha), T<sub>4</sub> (Cow urine - 50%), T<sub>5</sub> (FYM + Vermicompost - 5t / ha + 2.5t/ha), T<sub>6</sub> (FYM + Cow urine - 5t / ha + 25%) T<sub>7</sub> (Vermicompost + Cow urine - 2.5t / ha + 25%), T<sub>8</sub> (FYM + Vermicompost + Cow

urine - 10t / ha + 5t / ha + 50%), T<sub>9</sub> (FYM + Vermicompost + Cow urine - 5t / ha + 2.5t / ha + 25%). The soil of experimental site is classified as 'sandy loam' with characteristics as deep, well drained, coarse loamy cover over fragmental soils and of medium fertility. The sprouting broccoli cultivar "Green Head" was taken for research purpose. One-month seedlings were transplanted in the field at a spacing of 45cm x 45cm on raised beds. The unit plot size was 5m x 4m. Seedlings were watered after transplanting. The total amount of organic manures i.e. FYM, vermicompost and cow urine was applied during final land preparation as per the treatment. Weeding, irrigation, crop management and harvesting were done manually. The data pertaining to following characters were recorded from five plants which were selected randomly from each replication plot and labeled except yield of heads which was recorded plot wise. Plant height, number of leaves, stalk girth, stalk length, were measured 40, 60 days after transplanting (DAT) and at final harvest stage. Data on yield components viz. days required for 50% head initiations, total head weight were also recorded. The economics of sprouting broccoli crop was calculated as per the fundamental marketable stage. The obtained data were statistically analyzed with using standard statistical method as suggested by Gomez and Gomez (1996) [9].

**Table 1:** Treatment Details

Number of Treatment	Combinations	Concentration
T <sub>1</sub>	Control	-
T <sub>2</sub>	Farmyard Manure	10t / ha
T <sub>3</sub>	Vermicompost	5t / ha
T <sub>4</sub>	Cow urine	50%
T <sub>5</sub>	FYM+ Vermicompost	5t / ha + 2.5t / ha
T <sub>6</sub>	FYM+ Cow urine	5t / ha + 25%
T <sub>7</sub>	Vermicompost + Cow urine	2.5t / ha + 25%
T <sub>8</sub>	FYM+ Vermicompost + Cow urine	10t / ha + 5t / ha + 50%
T <sub>9</sub>	FYM+ Vermicompost + Cow urine	5t / ha + 2.5t / ha + 25%

### Result and discussion

The results on various growth and yield characters like plant height, number of leaves, stalk girth, stalk length, days for head initiations, 50% head initiation, head maturity and total head weight were significantly influenced by different organic manures as compared to control during the course interpretations. The data presented in Table-2, 3 and 4 were showed that the significant improvement was noticed when applied different combinations of organic manures on sprouting broccoli economics as compared to control. The findings of the present interpretations were recorded and are thoroughly discussed below:

#### Plant height

The observation of plant height, recorded at 40, 60 DAT and at Final harvest was presented in Table 1 revealed significant differences among the treatments. At 40days after transplanting, the maximum plant height was recorded in treatment T<sub>9</sub> (21.16 cm) which was at par with T<sub>5</sub> (21.03 cm) and T<sub>8</sub> (20.75 cm). However, minimum plant height (15.95 cm) was recorded under control (T<sub>1</sub>). In case of 60 DAT, In case of 60 days after transplanting the maximum plants height was obtained in treatments T<sub>9</sub> (34.48 cm), which was at par with treatment T<sub>5</sub> (33.45 cm) and T<sub>8</sub> (32.52 cm). The significant difference was recorded with treatment T<sub>7</sub> (32.01

cm), T<sub>4</sub> (28.89 cm), T<sub>3</sub> (29.02 cm), T<sub>2</sub> (30.12 cm) and T<sub>6</sub> (30.01 cm). The minimum plant height (28.04cm) was recorded under treatment T<sub>1</sub>. At final harvest, the plant height was maximum in T<sub>9</sub> (42.15 cm) which was comparable with T<sub>5</sub> (41.66cm) and T<sub>8</sub> (41.65 cm). However, significant difference was observed with treatment T<sub>7</sub> (41.08 cm), T<sub>4</sub> (38.09 cm), T<sub>3</sub> (39.76 cm), T<sub>2</sub> (40.87 cm) and T<sub>6</sub> (40.03 cm) while, minimum plant height was obtained in the treatment T<sub>1</sub> (38.02 cm). Plant height increased with different organic manure application is due to the soil fertility, productivity and continuous nutrient supply throughout the growing period. Similar, results were obtained by Maurya *et al.* (2008) [11], Chatto *et al.* (2011) [5] and Chetri *et al.* (2012) [6].

#### Number of leaves

The number of leaves per plant counted at different stages of crops growth showed significant as presented in Table 2 revealed significant differences among the treatments. At 40 days after transplanting, the highest no. of leaves of sprouting broccoli was recorded in treatment T<sub>9</sub> (13.06 cm) and it was at par with T<sub>5</sub> (12.14 cm) and T<sub>8</sub> (11.20 cm) however, significant differences were observed with treatment T<sub>7</sub> (11.14 cm), T<sub>4</sub> (9.84), T<sub>3</sub> (10.02 cm), T<sub>6</sub> (10.36 cm) and T<sub>2</sub> (10.58 cm). The minimum number of leaves (9.12 cm) was recorded under the treatment T<sub>1</sub>. In case of 60 days after transplanting, the

maximum number of leaves was obtained in treatments T<sub>9</sub> (21.30 cm), which were at par with the treatments T<sub>5</sub> (20.94 cm) and T<sub>8</sub> (20.12 cm). The significant difference was observed with treatment T<sub>7</sub> (19.86 cm), T<sub>4</sub> (18.12 cm), T<sub>3</sub> (18.66 cm), T<sub>6</sub> (19.20 cm) and T<sub>2</sub> (19.68 cm). The minimum number of leaves (14.86 cm) was recorded under the treatment T<sub>1</sub>. At harvest days after transplanting, the number of leaves was maximum in T<sub>9</sub> (23.24 cm) which was comparable with T<sub>5</sub> (23.03 cm) and T<sub>8</sub> (22.90 cm) however, significant difference was observed with treatment T<sub>7</sub> (21.92 cm), T<sub>4</sub> (19.90 cm), T<sub>3</sub> (20.78), T<sub>6</sub> (21.08 cm) and T<sub>2</sub> (21.16 cm) while, minimum number of leaves was obtained in the treatment T<sub>1</sub> (19.50 cm). This variation might be due to the balanced supply of nutrients including micronutrients and could be due to the soil water holding capacity. The findings were confirmed with Shiyam *et al.*, (2010) <sup>[14]</sup>, Wani *et al.*, (2011) <sup>[5]</sup> and Chetri *et al.*, (2012) <sup>[6]</sup>.

### Stalk girth

Stalk girth at 40 days after transplanting the highest value of stalk girth of sprouting broccoli was recorded in treatment T<sub>9</sub> (10.95 cm) and the lowest value (6.45 cm) of girth of main stem was recorded under the treatment T<sub>1</sub> (control). In case of 60 days after transplanting, the maximum stalk girth was obtained in treatments T<sub>9</sub> (17.20), which were at par with the treatments T<sub>5</sub> (16.82 cm) and T<sub>8</sub> (16.02 cm). The significant difference was observed with treatment T<sub>8</sub> (15.70 cm), T<sub>4</sub> (13.04 cm), T<sub>3</sub> (13.56 cm), T<sub>6</sub> (15.25 cm) and T<sub>2</sub> (15.40 cm). The minimum girth of main stem (13.06 cm) was recorded under the treatment T<sub>1</sub>. At harvest days after transplanting, the girth of main stem was maximum in T<sub>9</sub> (21.65 cm) which was comparable with T<sub>5</sub> (20.60 cm) and T<sub>8</sub> (20.04 cm) however, significant difference was observed with treatment T<sub>7</sub> (19.50 cm), T<sub>4</sub> (16.45 cm), T<sub>3</sub> (18.02 cm), T<sub>6</sub> (18.95 cm) and T<sub>2</sub> (19.20 cm) while, minimum girth of main stem was obtained in the treatment T<sub>1</sub> (16.10 cm). Similar findings were obtained by Kumar *et al.* (2017) <sup>[10]</sup>.

### Stalk length

The observation of stalk length was recorded at 40 DAT, 60 DAT and at final harvest and the results shows significant differences between the treatments. At 40 days after transplanting, the highest value of stalk length of sprouting broccoli was recorded in treatment T<sub>9</sub> (8.30 cm) and the lowest value (5.24 cm) of stalk length was recorded under the treatment T<sub>1</sub> (control). In case of 60 days after transplanting, the maximum stalk length was obtained in treatments T<sub>9</sub> (13.87 cm), which were at par with the treatments T<sub>5</sub> (13.15 cm) and T<sub>8</sub> (12.82 cm). The significant difference was observed with treatment T<sub>7</sub> (12.65 cm), T<sub>4</sub> (11.20 cm), T<sub>3</sub> (11.95 cm), T<sub>6</sub> (12.02 cm) and T<sub>2</sub> (12.43 cm). The minimum stalk length (10.80 cm) was recorded under the treatment T<sub>1</sub>. At harvest days after transplanting, the stalk length was maximum in T<sub>9</sub> (14.56 cm) which was comparable with T<sub>5</sub> (18.87 cm) and T<sub>8</sub> (18.01 cm) however, significant difference was observed with treatment T<sub>7</sub> (17.82 cm), T<sub>4</sub> (16.23 cm), T<sub>3</sub> (16.96 cm), T<sub>6</sub> (17.01 cm) and T<sub>2</sub> (17.09 cm) while, minimum stalk length was obtained in the treatment T<sub>1</sub> (16.10 cm). This may be due to the better nutritional environment of the root zone for the growth and development of plant. Similar results are found by Warn *et al.* (2011) <sup>[19]</sup> and Choudhary *et al.* (2012)

[7].

### Days for head initiation, 50% head initiation and head maturity

Different levels of organic manure treatments were found significant for the days, required for first head initiation and 50% head initiation. The treatment T<sub>1</sub> was significantly superior over rest of the treatment in respect of days for head initiation and 50% head initiation with minimum 52.38 and 60.62 days, respectively. The treatment T<sub>1</sub> was at par with treatment T<sub>4</sub> (58.58 days) and T<sub>6</sub> (63.62 days). The treatment T<sub>1</sub> has initiated heads at 52.38 days after transplanting and 50% head initiated at 60.62 days, while treatment T<sub>4</sub> and T<sub>6</sub> initiated first heads at 58.58 and 63.62 days, respectively whereas 50% head was initiated at 60.62 and 66.33 days, respectively. The days required for first head initiation and 50% curd initiation in treatment T<sub>9</sub> was 78.32 and 75.2 days respectively, which was required maximum days as compared to other treatments. The days required for maturity were significantly influenced by the organic manure at different levels. The treatment T<sub>1</sub> (52.38 days) gave early maturity on an average 68.66 days from transplanting, which was significantly superior over other treatments and at par with treatment T<sub>4</sub> (58.58 days), T<sub>6</sub> (63.62 days) and T<sub>3</sub> (60.14 days) with T<sub>4</sub> (75.33 days), T<sub>6</sub> (81.26 days) and T<sub>3</sub> (78.24 days), respectively. The maximum number of 88.02 days was required after transplanting for maturity of head as compared to other treatments, in treatment T<sub>9</sub>. This was due to the different macro and micro nutrients present in organic manure plays a significant role in enhancing head emergence and maturity of sprouting broccoli. Similar findings have also been recorded by Warn *et al.* (2011) <sup>[19]</sup>.

### Total head weight

The total head weight of different treatments differed significantly and range from 230.20 g to 383.27 g. The maximum total head weight was noted in the treatment T<sub>9</sub> (383.27 g), which was at par with T<sub>5</sub> (363.84 g) and T<sub>8</sub> (355.20 g). However significant differences were observed with rest of the treatments. The minimum total head weight (230.20 g) was recorded in treatment T<sub>1</sub>. This could be due to increase in vegetative growth, more photosynthetic activity and better mobilization of plant nutrients particularly nitrogen and phosphorus during latter stage of plant growth. This result was confirmed the findings of Wani *et al.* (2011) <sup>[5]</sup> and Choudhary *et al.* (2012) <sup>[7]</sup>.

### Economics

The economics of all the treatments were given in table 4. The net profit per hectare ranges from Rs.4, 28,440 to 9, 38,194. The maximum and minimum net profit per hectare was recorded under the treatment T<sub>9</sub> (9, 38,194) and T<sub>1</sub> (Rs.4, 28, 440), respectively. The benefit cost ratio ranged from 1:17.02 to 1:23.80 depending on different treatments. It was found to be highest (1:23.80) under the treatments T<sub>7</sub> and lowest (1:17.02) under the treatment T<sub>8</sub>. The increase in B:C ratio might be due to the application of organic sources *viz.*, vermicompost, cow urine which increases the plant height, number of leaves, stalk girth, stalk length, days taken to head initiation, 50% head initiation, head maturity, total head resulted in higher photosynthetic rate in plant leading to enhance the yield.

**Table 2:** Effect of organic manures on growth attributes of sprouting broccoli at different harvest intervals

Treatment	Plant height (cm)				Number of leaves				Stalk girth (cm)				Stalk length (cm)			
	40 DAT	60 DAT	At Final Harvest	Mean	40 DAT	60 DAT	At Final Harvest	Mean	40 DAT	60 DAT	At Final Harvest	Mean	40 DAT	60 DAT	At Final Harvest	Mean
T <sub>1</sub>	15.95	28.04	38.02	27.34	9.12	14.86	19.50	14.49	6.45	13.06	16.10	11.87	5.24	10.80	14.80	10.20
T <sub>2</sub>	19.02	30.12	40.87	21.00	10.58	19.68	21.16	17.14	8.90	15.40	19.20	14.50	7.00	12.43	17.09	12.17
T <sub>3</sub>	18.44	29.02	39.76	29.07	10.02	18.66	20.78	16.49	7.89	13.56	18.02	13.22	6.88	11.95	16.96	11.93
T <sub>4</sub>	16.74	28.89	38.09	27.91	9.84	18.12	19.90	15.95	7.09	13.04	16.45	12.19	6.40	11.20	16.23	11.28
T <sub>5</sub>	21.03	33.45	41.66	32.05	12.14	20.94	23.03	18.70	10.04	16.82	20.60	15.82	8.18	13.15	18.87	13.40
T <sub>6</sub>	18.94	30.01	40.03	29.66	10.36	19.20	21.08	16.88	8.82	15.25	18.95	14.34	6.90	12.02	17.01	11.98
T <sub>7</sub>	19.24	32.01	41.08	30.78	11.14	19.86	21.92	17.64	9.02	15.70	19.50	14.76	7.14	12.65	17.82	12.54
T <sub>8</sub>	20.75	32.52	41.65	31.64	11.20	20.12	22.90	18.73	9.26	16.02	20.04	15.11	7.64	12.82	18.01	12.82
T <sub>9</sub>	21.16	34.48	42.15	32.59	13.06	21.30	23.24	19.20	10.95	17.20	21.65	16.60	8.30	13.87	19.02	13.73
C.D.(P=0.05)	1.04				1.05				0.55				0.54			
S.E(m) ±	0.35				0.35				0.18				0.18			
S.E(d) ±	0.49				0.49				0.26				0.25			
C.V.	1.98				3.49				2.22				2.53			

**Table 3:** Effect of organic manures on days taken to head initiation, 50% head initiation, head maturity and total head weight of sprouting Broccoli

Treatment	Number of days taken for			Total head weight (g)
	Head initiation	50% head initiation	Head maturity	
T <sub>1</sub>	52.38	60.62	68.66	230.20
T <sub>2</sub>	64.32	72.24	82	303.60
T <sub>3</sub>	60.14	68	78.24	250.92
T <sub>4</sub>	58.58	66.33	75.33	248.28
T <sub>5</sub>	66.24	75.2	86.33	363.84
T <sub>6</sub>	63.62	71.25	81.26	294.80
T <sub>7</sub>	64.44	73.12	84	330.24
T <sub>8</sub>	65.24	74.06	84.32	355.20
T <sub>9</sub>	73.28	78.32	88.02	383.27
CD (5%)	1.609			0.34
SE (m)	0.532			0.11
SE (d)	0.753			0.16
C.V. (%)	1.286			0.06

**Table 4:** Effect of different organic manures on net return and B: C ratio of sprouting broccoli

Treatment	Net return (Rs ha <sup>-1</sup> )	B:C ratio
T <sub>1</sub>	4,30,440	1: 17.68
T <sub>2</sub>	8,30,790	1: 20.90
T <sub>3</sub>	7,06,644	1: 19.97
T <sub>4</sub>	5,49,914	1: 20.92
T <sub>5</sub>	8,69,240	1: 17.92
T <sub>6</sub>	7,51,864	1: 18.22
T <sub>7</sub>	8,45,444	1: 23.80
T <sub>8</sub>	8,54,074	1: 17.02
T <sub>9</sub>	9,38,194	1: 18.62

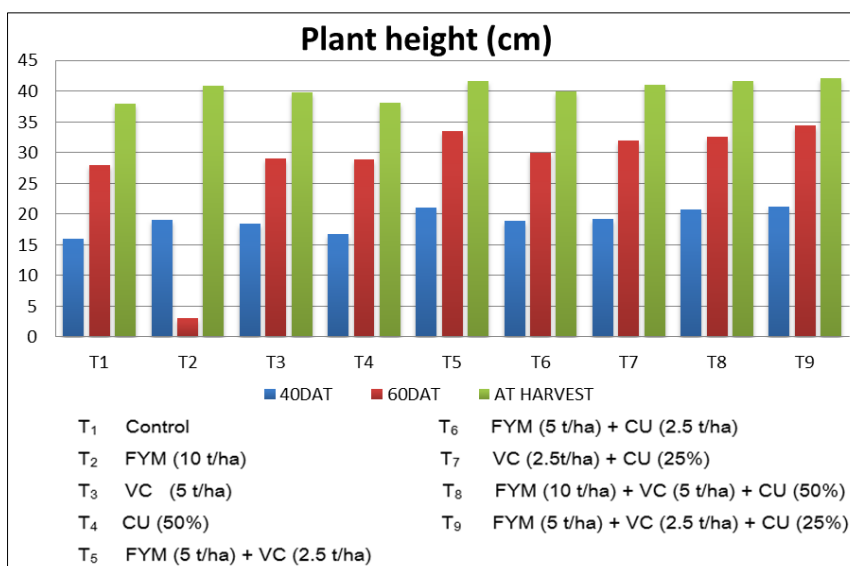


Fig 1: Plant height (cm) as influenced by organic manure at different harvesting interval in sprouting broccoli

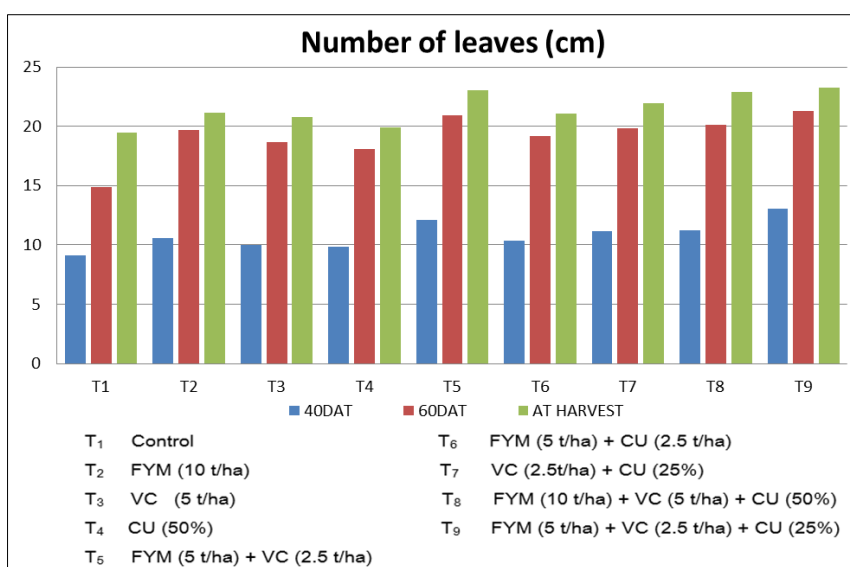


Fig 2: Number of leaves (cm) as influenced by organic manure at different harvesting interval in sprouting broccoli

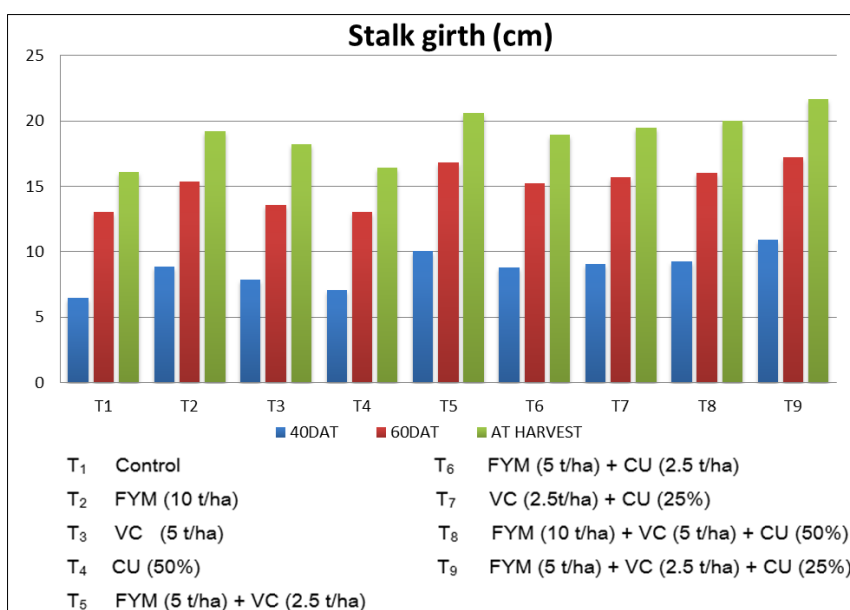


Fig 3: Stalk girth (cm) as influenced by organic manure at different harvesting interval in sprouting broccoli



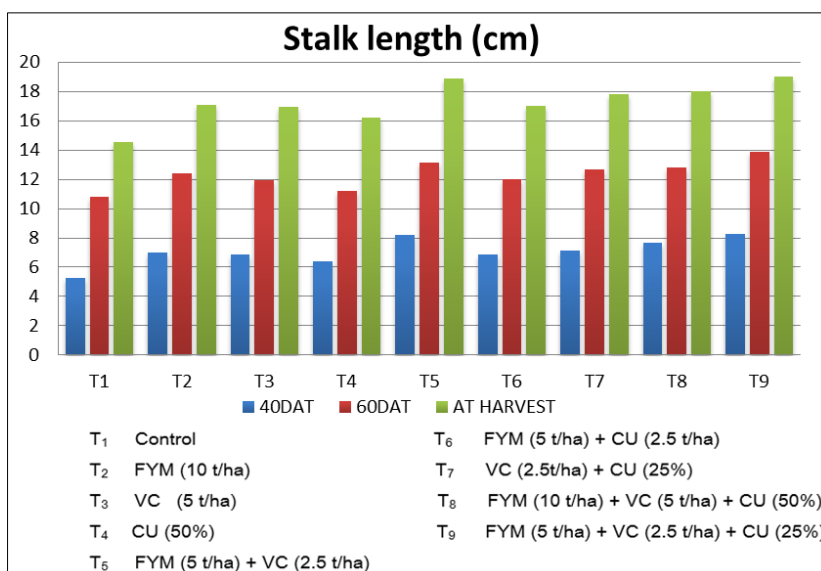


Fig 4: Stalk length (cm) as influenced by organic manure at different harvesting interval in sprouting broccoli

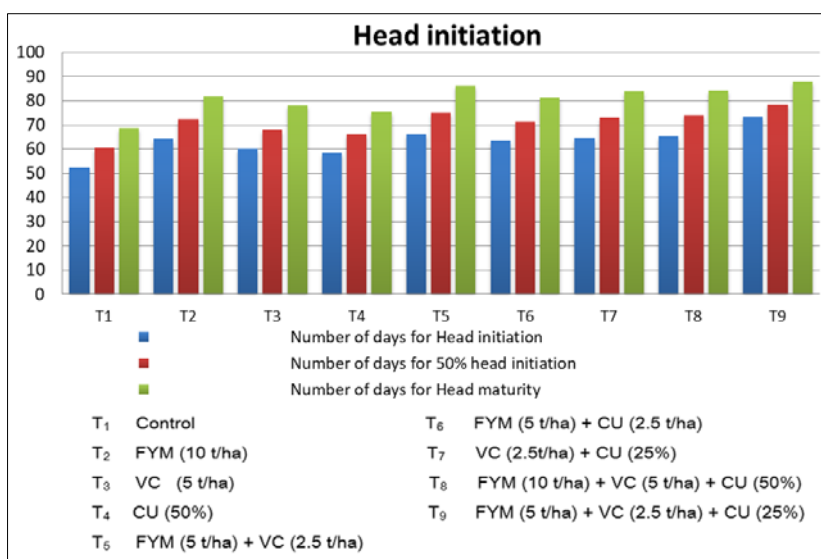


Fig 5: Days of head initiation and maturity of sprouting broccoli as influenced by different organic manure treatments

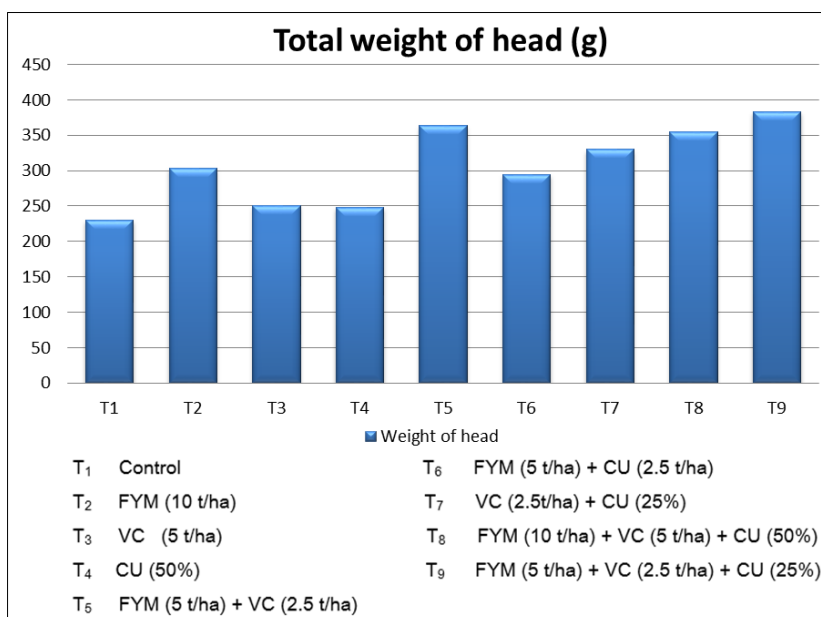


Fig 6: Total head weight (g) of sprouting broccoli as influenced by different organic manure treatments

## Conclusion

On the basis of present research on “Effect of organic manures on growth, yield attributes and economics of sprouting broccoli (*Brassica oleracea* L. var. *italica*) under low hills of Uttarakhand” in cultivar Green Head, it can be accomplished that among different organic manures treatments T<sub>9</sub> (FYM @ 5 t/ha + VC @ 2.5 t/ha + Cow urine @ 25%) was found to be most effective for increasing plant height, number of leaves, stalk girth, stalk length, days taken to head initiation, 50% head initiation, head maturity, total head weight and net profit whereas maximum B: C ratio was recorded in T<sub>7</sub> (Vermicompost @ 2.5 t/ha + Cow urine @ 25%).

## References

1. Anonymous. ICAR, Vision 2030; c2011. p. 2-3.
2. Bulluck LR, Brosius M, Evanylo GK, Ristain JB. Organic and synthetic fertility amendments influence soil microbial, physical and chemical properties on organic and conventional farms. *Appl. Soil Ecol.* 2002;19:147-160.
3. Chadha KL. Handbook of Horticulture. Directorate of information and publications of Agriculture, ICAR, New Delhi; c2001. p. 360.
4. Chatterjee B, Ghanti P, Thapa U, Tripathy P. Effect of organic nutrition in spring broccoli (*Brassica oleracea* var. *italica* plenck). *Vegetable Science.* 2005;33(1):51-54.
5. Chattoo MA, Ahmed N, Wani MH, Mir SA, Khanand SH, Jabeen N. Effect of organic manure and inorganic fertilizers on growth, yield and quality of Okra. *Vegetable Science.* 2011;38(2):135-139.
6. Chetri DA, Singh AK, Singh VB. Effect of integrated nutrient management on yield, quality and nutrient uptake by capsicum (*Capsicum annum*) cv. California wonder. *Journal of Soils and Crops.* 2012;22(1):44-48.
7. Choudhary S, Soni AK, Jat AK. Effect of organic and inorganic sources of nutrients on growth, yield and quality of sprouting broccoli cv. CBH-1. *Indian J Hort.* 2012;69(4):550-554.
8. Damato GL, Trotta E. Cell size, transplant age and cultivars effects on timing field production of broccoli for processing. *Acta Horticulture.* 1994;371:53-60.
9. Gomez KA, Gomez AA. Statistical Procedures for Agricultural Research (2nd edition). John Willey and Sons, Inc. Singapore; c1996. p. 139-240.
10. Kumar P, Kumar S, Meena RK, Kumar R, Rawat R. Efficacy of bio fertilizers on growth, yield and quality of sprouting broccoli (*Brassica oleracea* L. var. *italic* Plank) cv. Pusa KTS-1. *Plant Archives.* 2017;17(2):1647-1650.
11. Maurya AK, Singh MP, Srivastava BK, Singh YV, Durvesh K, Singh S, *et al.* Effect of organic manures and inorganic fertilizers on growth characters, yield and economics of sprouting broccoli cv. Fiesta. *Indian Journal of Horticulture.* 2008;65(1):116-118.
12. Pathak RK, Ram RA. Bio-enhancers: A potential tool to improve soil fertility, plant health in organic production of horticultural crops. *Progressive Horticulture.* 2013;45(2):237-254
13. Sharma K, Garg VK. Vermi-modification of ruminant excreta using *Eisenia fetida*. *Environmental Science and Pollution Research.* 2017;24(24):19938-19945.
14. Shiyam JO, Binang WB. Effect of poultry manure and urea on flowering occurrence and leaf productivity of *Amaranthus cruentus*. *Journal of Applied Sciences and Environmental Management.* 2010;15(1):13-15.
15. Swami S, Bazaya BR. Vermi-compost technology. In: *Quality Seed Production of Vegetable Crops: Technological Interventions*, (ed.) Sharma, J.P., Kalyani Publishers, Ludhiana, Punjab; c2010. p. 344-356.
16. Talashilkar SC, Bhangarath PP, Mehta VB. Changes in chemical properties during composting of organic residues as influenced by earthworm activity. *J Indian Soc. Soil. Sci.* 1999;47(1):50-53.
17. Thamburaj S, Singh N. Vegetables, tuber crops and spices. Directorate of information and publications of Agriculture, ICAR, New Delhi; c2011. p. 137.
18. Thompson HC, Kelly WC. *Vegetables Crops.* 5th edition, Tata McGraw Hill Publishing Company Ltd., New Delhi, India; c1988. p. 611.
19. Warn ABJ, Raj Narayan N, Ahmed AK, Singh MA Chattoo, Sumati Narayan. Influence of organic and inorganic sources of nutrients on growth, yield and quality of cauliflower (*Brassica oleracea* L. var. *botrytis*) *Environment and Ecology.* 2011;29(4A):1941-1947.
20. Zhao H, Lin J, Barton Grossman H. Dietary isothiocyanates, GSTM1, GSTT1, NAT2 polymorphisms and bladder cancer risk. *Int. J Cancer.* 2007;120(10):2208-221.